

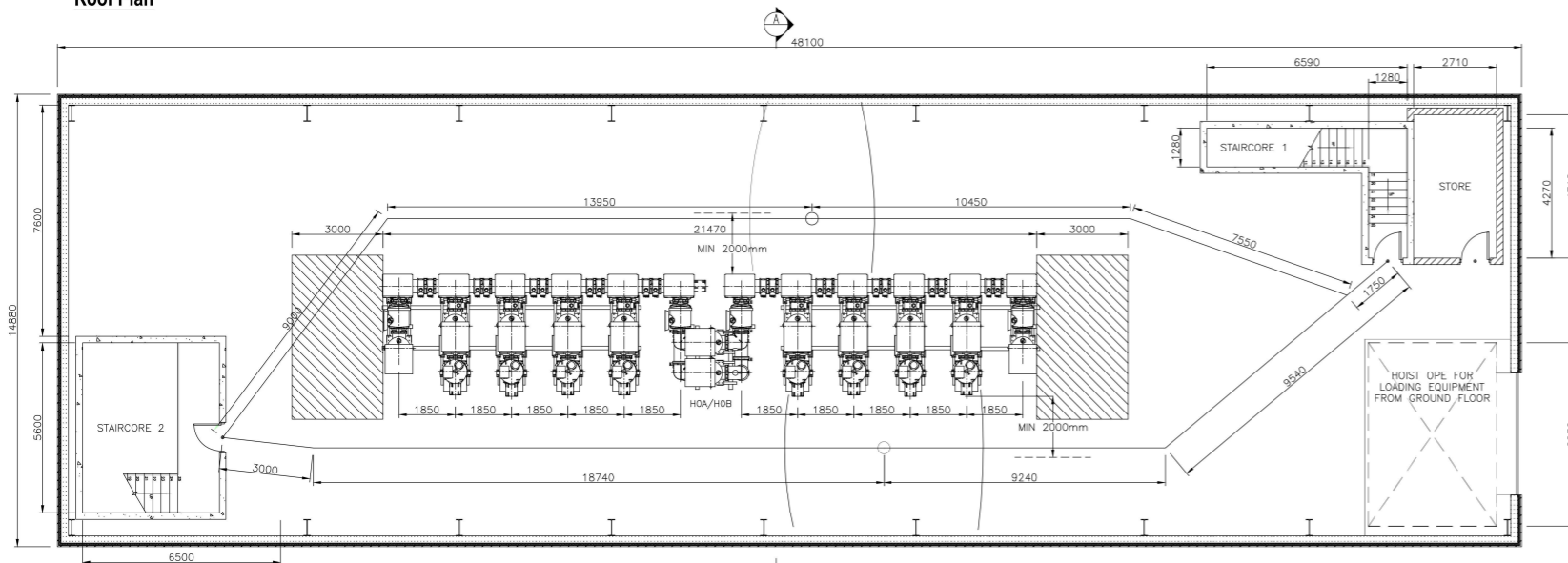
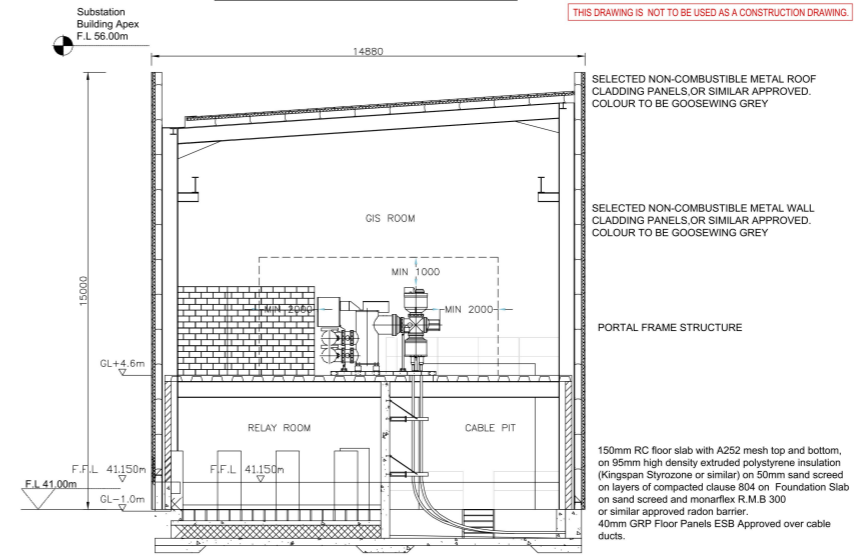
NOTE:
THIS IS A TYPICAL DESIGN. BEFORE CONSTRUCTION, THE CONTRACTOR WILL COMPLETE A SITE-SPECIFIC ASSESSMENT AND DESIGN OF BUILDING TO DETERMINE THE TYPE, SIZES AND MATERIAL SELECTION AND GET APPROVAL FROM THE CLIENT AND CO.COUNCIL.

- NOTES:
1 FIGURED DIMENSIONS ONLY TO BE TAKEN FROM THIS DRAWING.
2 ALL DRAWINGS TO BE CHECKED BY THE CONTRACTOR ON SITE.
3 ENGINEER TO BE INFORMED OF ANY DISCREPANCIES BEFORE ANY WORK COMMENCES.
4 THIS DRAWING TO BE READ IN CONJUNCTION WITH ALL OTHER RELEVANT DRAWINGS AND SPECIFICATIONS.

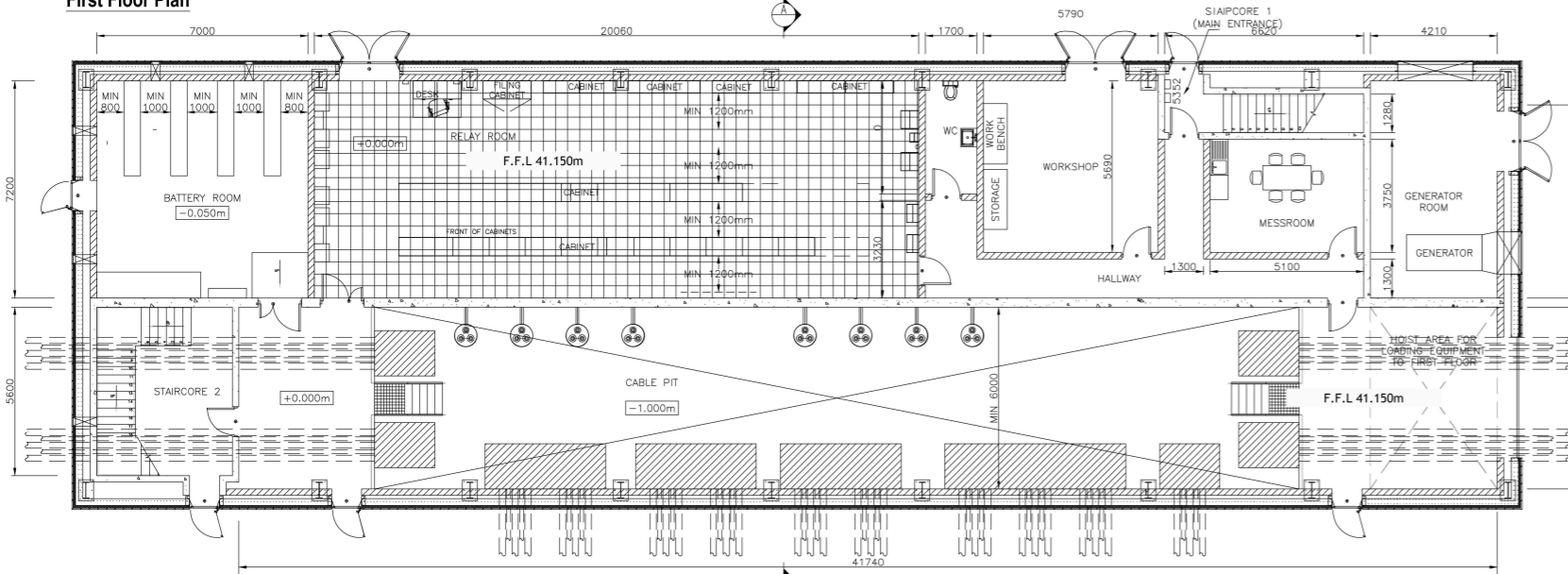
THIS DRAWING IS NOT TO BE USED AS A CONSTRUCTION DRAWING.



Roof Plan



First Floor Plan



Ground Floor Plan

Legend

Client
CONSTANT ENERGY LIMITED.

Project
PROPOSED ONSITE 110KV ELECTRICAL SUBSTATION DETAILS (SHEET 1 OF 2)

Title
TIRAWLEY WIND FARM, CO. MAYO



© COPYRIGHT OF
JENNINGS O'DONOVAN AND PARTNERS LIMITED
FINISKLIN Tel (+353) 719 161 416
SLIGO Email. info@jodireland.com
IRELAND www.jodireland.com

@JOD_Sligo LinkedIn Jennings O'Donovan & Partners Facebook Jennings O'Donovan

Date	21/04/2026	Revision	1	Job No.	6289
Scale	NOT TO SCALE	Stage	Planning	Figure	2.15
Drawing	DT	Checked	MG	Approved	MG